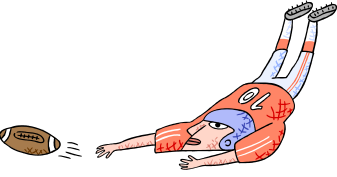
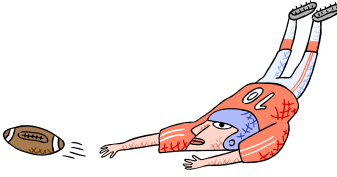

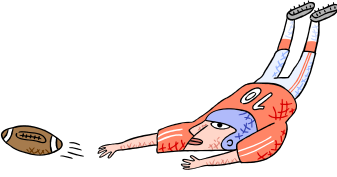





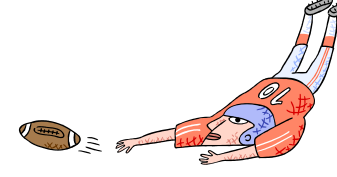
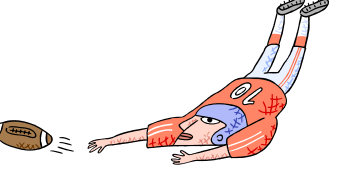




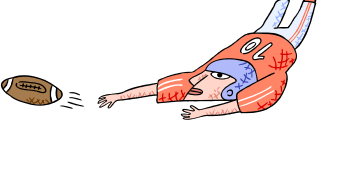
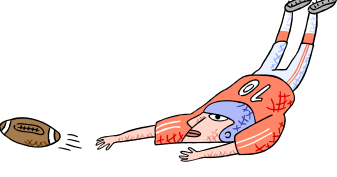


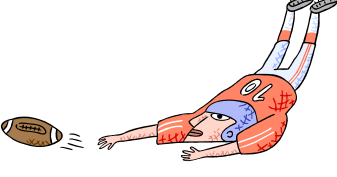






Assembly: Cut out directions, math cards and write or type math facts

Fumble Card 	Fumble Card 	Fumble Card 	Fumble Card 
Fumble Card 	Fumble Card 	Fumble Card 	Fumble Card 
Fumble Card 	Fumble Card 	Fumble Card 	Fumble Card 
Fumble Card 	Fumble Card 	Fumble Card 	Fumble Card 
Fumble Card 	Fumble Card 	Fumble Card 	Fumble Card 
Fumble Card 	Fumble Card 	Fumble Card 	Fumble Card 

on the back to use with game board. Place all Materials in a plastic bag for storage.

Directions:

Math in the End Zone

Materials: Game Board, 1 paper football, game cards, paper & pencil

Directions:

1. Place game pieces on the 50 yard line.
2. First player draws a play card. Correct answer = move 1 white line toward the End Zone.
3. Next player will draw a card.
4. Players will take turns drawing card and continue to move pieces toward their End Zones.
5. Once a player reaches the End Zone opposing players may block using a Fumble card. If blocked player will move back ten yards (1 white line).
6. Each Touchdown is worth 6 pts and each field goal is worth 1pt.
7. After a touchdown is scored move back to the 50 yard line!

Player with the highest score wins.